

Technical Sheet

Rev 02 of 15/07/2020 - Mod 73-K1-EN

EASY 2,5

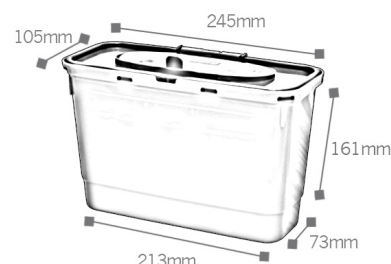


GENERAL DATA

Disposable container for sharp and cutting objects disposal

Item designed for frequent use (Hospitals, Healthcare Centres, Clinics)

- ▶ **Material:** Plastic material 100 % virgin Polypropylene
- ▶ **Colour:** Yellow body and red lid in order to signal the dangerous content
Materials coloured with masterbatch without heavy metals and cadmium
Materials compliant to REACH
- ▶ **Shape:** Rectangular base
- ▶ **Weight:** 205 gr.
- ▶ **Max load:** 900 gr.
- ▶ **Nominal capacity:** 2,5 Lt.
- ▶ **Real capacity:** 2,50 Lt.
- ▶ **Useful capacity:** 1,85 Lt.
- ▶ **External Dimensions:** 245x105x161 mm H (lid assembled)
- ▶ **Base dimensions :** 213x73 mm



LOGISTIC DATA:

- ▶ **Pcs per carton:** 36 (body and lid not assembled)
- ▶ **Carton dimensions:** 60 x 40 x 36,5 cm
- ▶ **Pcs per pallet:** 864 pcs
- ▶ **Pallet dimensions** 120 x 80 x 231 cm

CERTIFICATIONS:

- ▶ Compliant to ADR - UN Certificate

INSTRUCTIONS

► Lid assembly:

Place the opening of the lid above the label and press firmly on the opposite corners, then the opposite sides. A click will be heard at each pressure, showing the closure of the lid



► Temporary closure:

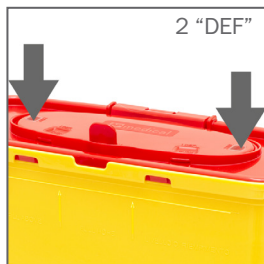
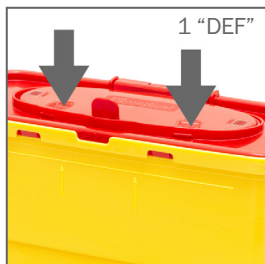
Lower the lid holding the tongue on "PROV", then push the tongue to block the edge

► At this stage, closure is temporary



► Permanent closure:

Place the lid in temporary closure and press firmly on "1DEF" and after on "2DEF"



► Needles removal:

Needles:
Use the "V" removal device to separate needle and syringe and/or to remove the drawing needle

Insulin pens:
Use the "marguerite" device to unscrew the insulin pen

Opening for waste insertion:
large opening in order to ease the insertion of needles, scalpels, test-tubes, etc



► **Available holders:**

Useable on trays type "Schwarz"

SAFETY INFORMATION:

- Use the product only with the provided lid
- Do not use the product before fitting the lid
- Do not attempt to rescue objects already in the container
- Do not exceed the filling level indicated on the lid
- Do not try to open the container once permanently and irreversibly sealed
- Respect the filling level indicated: 85% of real capacity
- Container to dispose according to the existing law
- Containers are tested for not being perforated by sharp objects allowing safety to the operators, as long as the container is used properly according to instructions
- Use handle to move the container

ADVANTAGES:

- Simple and practical spring-closure device
- Easy to handle temporary closure, to use with one hand
- Irreversible permanent closure
- Maximum filling level indicated
- Suitable to autoclave at 134 ° for 18 min
- Handles available to ease transport
- To be disposed through incineration, releasing no toxic emissions
- Resistant to perforation of sharps and cutting objects normally used
- Large opening to ease the insertion of voluminous objects
- Double needle release system (for left-handlers)