

Hematology Analyzer MEK-6550J/K



Gentle veterinary care

 **IBSCG** Turnkey Supplier
medICAL



Hematology Analyzer MEK-6550J/K

Features		
21 parameters: dog, cat, cow, horse 13 parameters: rat, mouse, other animals	6 dilution modes: Normal, High, Higher, Lower, Pre-dilution	Unlimited memory (with SD card)
Top level accuracy and reproducibility	Automatic self-check	QC programs: • Mean • CV calculation • \bar{X} -R • L & J • \bar{X} B • \bar{X} D•CV
Easy touch screen operation	Automatic sampling	Integrated thermal printer
Fast access buttons	Automatic priming and cleaning	Password protection access
Color LCD screen	Automatic sampling nozzle cleaning	Connection capability
Easy maintenance	Automatic clog removal	• RS232 • USB • Printer • Barcode reader
Durable and robust	Automatic waste fluid treatment	Single/double count mode
Compact	Data management	Recount mode

Specifications	Measuring Range and Reproducibility		
Dimensions and Weight 230 W x 450 D x 428 H (mm) , approx. 20 kg	WBC	0–59 x 103/μL , 0–599 x 103/μL	within 2.0% CV (4.0–9.0 x 103/μL) Higher dilute mode
Power Power requirements: MEK-6550J: 110–127 VAC +/- 10%, 50/60 Hz MEK-6550K: 220–240 VAC +/- 10%, 50/60 Hz Power consumption: less than 120 VA Cooling system: Natural cooling Parameters: WBC, RBC, PLT, HGB, HCT, MCV, MCH, MCHC, PDW, PCT, LY%, LY#, MO%, MO#, GR%, GR#, MPV, RDW CV, RDW SD	*LY%	0–100%	within 5.0% CV (WBC: 4.0–9.0 x 103/μL, LY%: 20–45%)
	*MO%	0–100%	within 12.0% CV (WBC: 4.0–9.0 x 103/μL, MO%: 2–10%)
	*EO%	0–100%	—
	*GR%	0–100%	within 5.0% CV (WBC: 4.0–9.0 x 103/μL, GR%: 40–70%)
	*LY	0–59 x 103/μL , 0–599 x 103/μL	— , Higher dilute mode
	*MO	0–59 x 103/μL , 0–599 x 103/μL	— , Higher dilute mode
	EO	0–59.9 x 103/μL	—
	*GR	0–59 x 103/μL , 0–599 x 103/μL	— , Higher dilute mode
	RBC	0–14.9 x 106/μL	within 1.5% CV (5.0 x 106/μL)
	HGB	0–29.9 g/dL	within 1.5% CV (16g/dL)
	HCT	0–99.9%	—
	MCV	20–199 fL	within 1.0% CV (70–120 fL)
	MCH	10–50 pg	—
	MCHC	10–50 g/dL	—
	RDW-CV	0–50%	—
	RDW-SD	0–199.0 fL	—
	PLT	0–1490 x 103/μL	within 4.0% CV (3.0 x 103/μL)
	PCT	0–2.9%	—
	MPV	0–20 fL	—
	PDW	0–50%	—

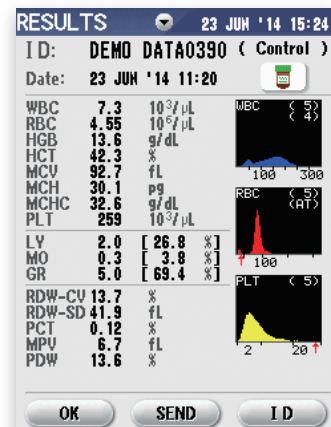
*Only available for measuring dog, cat, cow and horse samples.

Methods	Electromagnetic Compatibility	Environmental Conditions
RBC/PLT/WBC: Electrical resistance	IEC 61326-1:2005	Storage temperature: –20–60°C (–4–140°F)
HGB: Photometry	EN 61326-1:2005	Storage humidity: 10–95% (noncondensing)
WBC classification: Impedance and lyse action	IEC 61326-2-6:2005	Storage atmospheric pressure: 700–1060 hPa
HCT: Calculated from RBC histogram	EN 61326-2-6:2006	Operating temperature: 15–30°C (59–86°F)
MCV, MCH, MCHC: Calculated from RBC, HGB, HCT	CISPR11:2003, Group 1, Class B	Operating humidity: 30–85%
PCT: Calculated from PLT histogram		Operating atmospheric pressure: 700–1060 hPa
MPV: Calculated from PLT, PCT		
RDW-CV, RDW-SD: Calculated from RBC histogram		
PDW: Calculated from PLT histogram		



Support faster clinical decision making

MEK-6550J/K provides accurate results in just 60 seconds. All relevant information, including 21 parameters for dog, cat, cow or horse, plus 3 histograms, is displayed in color on one screen. This leads to more accurate diagnosis and faster intervention.



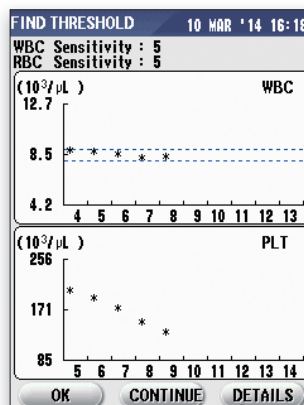
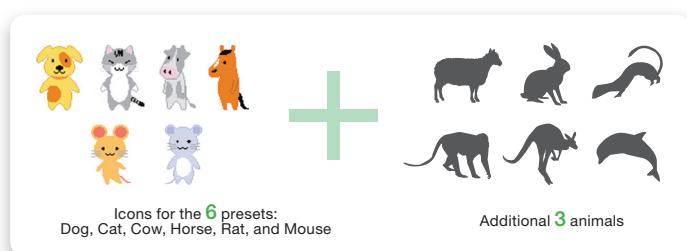
Reduce manual eye counting

Expandable animal setting

Six preset animal types — dog, cat, cow, horse, rat and mouse — plus 3 custom animal types allow you automatic counting for a wide range of animals. Custom animal types let you save the settings for your most frequently measured animal types. When you register a new animal type, the Optimum Threshold Search helps you find the best settings. This reduces the workload of smear preparation and manual eye counting.

Panic value with recounting

When a measurement result exceeds the high or low panic values, the sample can be recounted at a different dilution. The sample is recounted in low dilution mode for low values or higher dilution mode for high values. Panic value recounting provides the best measurement for non-typical samples and the most reliable data.



FIND THRESHOLD 10 MAR '14 16:19
WBC Sensitivity : 5
RBC Sensitivity : 5

Threshold	WBC	RBC (5)	PLT
1			
2			
3			
4			
5	8.8	4.26	202
6	8.7	4.28	190
7	8.5	4.24	174
8	8.2	4.30	174
9	8.3	4.23	149
10			132
11			
12			
13			
14			
15			

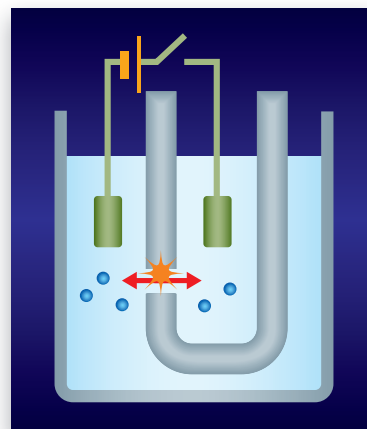
OK

Gentle veterinary



Always be ready

Fully automatic cleaning and priming ensure that the analyzer is always ready to use. MEK-6550J/K provides you with immediate results to support quick clinical decisions.

- Automatic clog removal after every measurement
- Automatic sample nozzle cleaning after every measurement
- Automatic priming and cleaning at power on
- Automatic fluid path cleaning at power off



Hematology Analyzer
MEK-6550J/K



care