


Famed OPTIMA

Universal operating table

Cost-effective optimal solution for a modern OR

Made of premium materials





OPTIMAL SOLUTION

FOR A MODERN OR

Famed OPTIMA is a brand new table from Famed Żywiec, a company with a history and experience in manufacturing operating tables for 72 years. Control the table from the remote control with ease, lock it in place effortlessly, quickly exchange the segments to suit your current case or use a **full potential of 350 kg** of a maximum load. Make use of the new Famed Żywiec optimal table.

Modular & versatile tabletop

Quick connectors in the tabletop makes the exchange of the surgery-specific sections fast and easy. A variety of accessories dedicated to the OPTIMA allows it to be used in neurosurgery, orthopedic, cardiothoracic, ENT, MIS, bariatrics, gynecology or general surgery. Connection of the tabletop segments is made through wedges to **prevent the accessories from disconnecting during operations requiring a lot of force**. The **wedges connection** makes it ideal for traumatology and traction or other orthopedic-specific surgeries.

Robust, premium materials at your reach

OPTIMA uses **InteliProtect™** technology in stainless steel elements and **premium carbon fiber** in all the column and base covers. We use the best stainless steel on the market, the **AISI 316L**, which is also used for surgical instruments production. Famed Żywiec is the first and only company that went for so high-end material in operating tables. The same is for the premium carbon fiber covers, which application in the OPTIMA makes the disinfection process shorter and easier thanks to the structural strength and durability of the carbon.

Reliable partner in medical imaging

A motorized longitudinal shift will allow you to position the tabletop in correspondence with your needs. Adapting a correct carbon fiber tabletop extension can make the table capable of performing even most complicated surgeries with **360° imaging**. Fully translucent carbon fiber tabletop has a great MAE parameter of **0,25 mm Al**, so the image quality is perfect with as low dose for the patient and for the staff as possible.

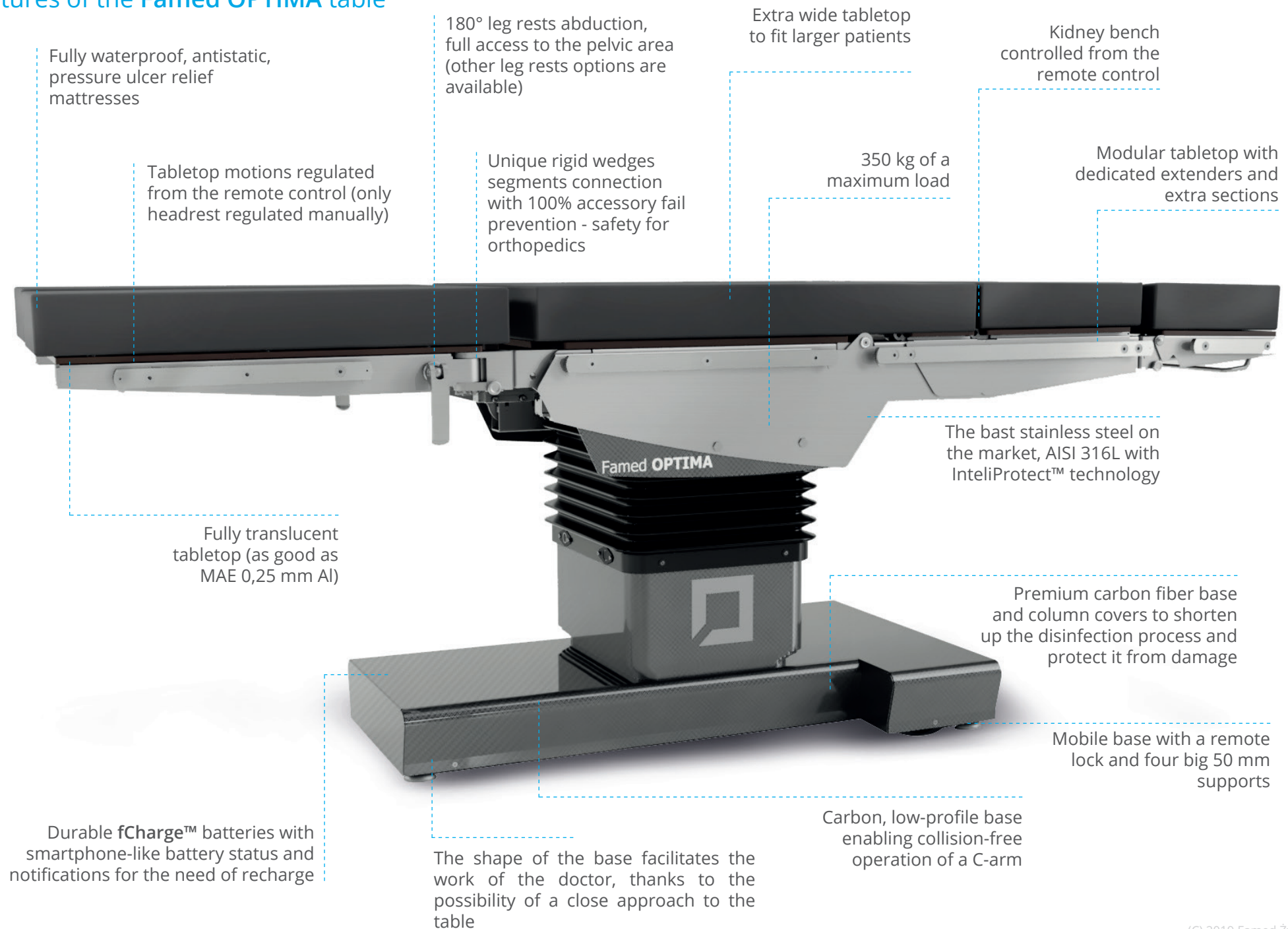
Full portfolio of affordable specialized accessories

The **tabletop can be disassembled** and featured with specialized accessories to match specific interventions. Choose one of several different carbon fiber segments (with 360° imaging possibilities or without), specialized headrests, translucent neurological attachments, rectal positioners, gel positioners, orthopedic devices or gynecology stirrups. You can also use some extenders and extra seat segments to customize the tabletop to your requirements. There is really no need to stack 50+ segments for different surgeries all over the operating room, just **make use of the well-thought design of the tabletop and connect additional sections to make it the best fit for you**.

Bariatrics ready

350 kg of a maximum load and a 550 mm wide tabletop makes it a reliable partner for a bariatric surgery. The surgeon can also use one of many dedicated, bariatric accessories for different procedures.

Features of the Famed OPTIMA table



Flexibility to suit all your needs



Neurosurgery

For a successful neurosurgery a stable construction is a must. The OPTIMA has four large **50 mm supports** that will allow you to concentrate on the patient. Easy access to the patient's head is obtained thanks to a profiled base and an adjustable headrest and back segment. **The minimal tabletop height is sufficient for a modern surgery and can be used as a solid hands support.** The table is fully compatible with dedicated accessories and the use of a C-arm.



ENT, OMS

A great access for a C-arm, a lot of space for the surgeon's feet and a fully translucent tabletop are the basics of a successful ENT or eye surgery. Set up a custom modular headrest system or use a segment with cutouts for easy access – long list of available tabletop configurations will allow you to customize the product to your needs.



MIS

Variety of positions of the tabletop with some big numbers in terms of tilts will allow you to set the patient in desired position to have a full access for laparoscopic procedures. **Additional body positioners and extra segments** or accessories will enable you to approach even the hardest spine surgery. The fully translucent tabletop, a great MAE parameter and a motorized longitudinal shift help the surgeon to precisely guide a catheter throughout the body.



Orthopedics

Unique wedges connections of the tabletop segments guarantee full stability even in the most complicated orthopedic surgeries where a lot of force is applied. Very firm mattresses and tabletop joint limits the movement of patient's body during pressure or traction. Siderails with safety locks at each end prevent the accessories from falling out during surgeon's work. **Dedicated accessories for orthopedics** give great C-arm access (e.g. the leg orthopedic attachment gives one of the best C-arm access to spina iliaca anterior superior during hip surgery).

MEDICAL IMAGING

WORLD-RECORD HOLDER EXPANDS THE PORTFOLIO OF PREMIUM CARBON FIBER DEVICES

Fully translucent tabletop with dose management for the safety

No metal reinforcements on the whole length of the tabletop means easy access for a C-arm. A support bar that is mounted under the back section is made entirely from a carbon fiber, meaning that you can take X-rays wherever you want. Modern surgery uses a lot of X-ray imaging, with a **superb translucency parameter of 0,25 mm Al**, you can expect nothing else than a good quality image and a low dose for the staff and for the patient.

Longitudinal shift with long imaging window for quick positioning

Use a **1340 mm long imaging window** (with a standard set of tabletop segments) or add an additional length extenders to get the most out of your device in terms of the medical imaging. Take advantage of stepless, effortless longitudinal shift of **400 mm** and limit the need of repositioning a C-arm. For the convenience of the surgeon and to save space around the table you can use a wireless **rCover™** remote control to set the shift from a distance (there is no need to observe the table under the sheets, just use a visual exact information about the tabletop status on the remote).

Slim, profiled base for easy access of a C-arm

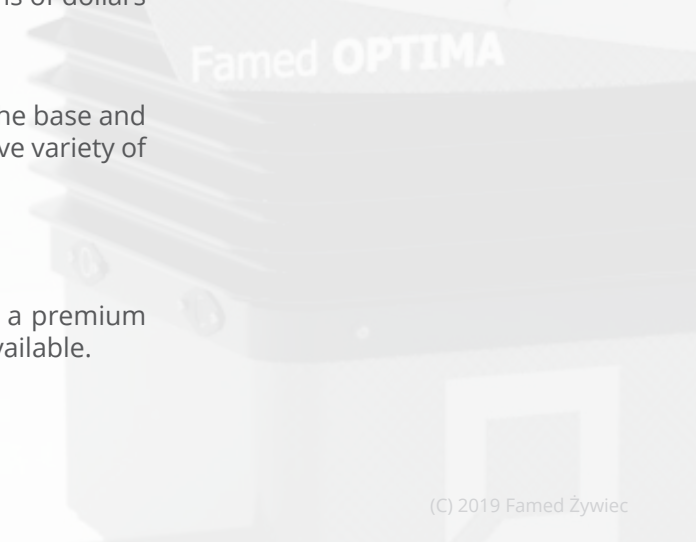
One of the most slim bases on the operating tables market, only **125 mm** of height allows you to use a C-arm without the need of constantly checking for collision with the generator. It is one of the most valuable components of a modern C-arm, so you should do everything that you can to protect it. Slim base also means that you can **set the detector (II or FDP) as close to the patient's body as you can**, because there is that additional room on the bottom. A carbon fiber base is shock-proof, so even after some pressure or a direct hit, it will bend but it will also come back to the original state, meaning that **you do not have to call for service** to replace a permanently bended part and take the table out of the OR. Every year a valuable, slightly damaged medical equipment stands outside the operating room, waiting for the service team, generating losses of up to many millions of dollars

Decentralized, slim column for easier positioning

You can approach the table from any direction, without the need to worry about protruding elements - both from the base and from the column. **Decentralized support construction** allows the user to set the table in extreme positions to achieve variety of positions for a modern surgery.

Accessories for imaging

Changing the tabletop segments is a matter of seconds, use a standard set of extenders and sections or choose a premium carbon fiber elements to get the most out of your table. Full carbon fiber sections with **360° 3D imaging** are also available.



SAFETY for the patient, CONVENIENCE for the staff

Exact readings for the staff

- **Great visibility from any direction** - the IPS LCD technology guarantees very good view even from extreme angles.
- A number of **readings on the remote's** screen will let you know about the current movement, the tabletop position, tilt or any collisions and warnings.
- Both **bbSafe™** and **rCover™** remotes will show you the current battery status (smartphone-like, in percentages) and will let you predict when to charge the device thanks to a battery drainage warning system.

Safety and backups - dual override system

- **bbSafe™** remote control with triple accidental activation prevention will not let anything happen to the currently set position.
- In emergency situation or some malfunction of the main remote control, you can use additional wireless remote or an **override system** with the **pDetach™** side panel.
- In the event of a major software or hardware malfunction of the main control and also the emergency override control, you have **additional manual unlock system** to move the table out of the OR.
- Table is fully **IPX4** tested (according to **IEC 60529**), meaning that no liquids will penetrate the table construction so the risk of electric shock is eliminated.

Ease of use to limit the need of repetitive trainings and for a quick setup

- The modern operating room is a real gallery of the achievements of a modern technology. Learning and remembering the complicated settings of a modern equipment is a frequent problem in the OR, the Famed OPTIMA table controllers are **designed for maximum ease of use** - a crucial feature for the hospital staff.
- Hospital staff rotation-friendly, field-proven ease of use, **a quick setup and easy learning** are very important in the new world of the OR. Experience the end of problems with training your constantly changing staff and calling for help in emergencies.

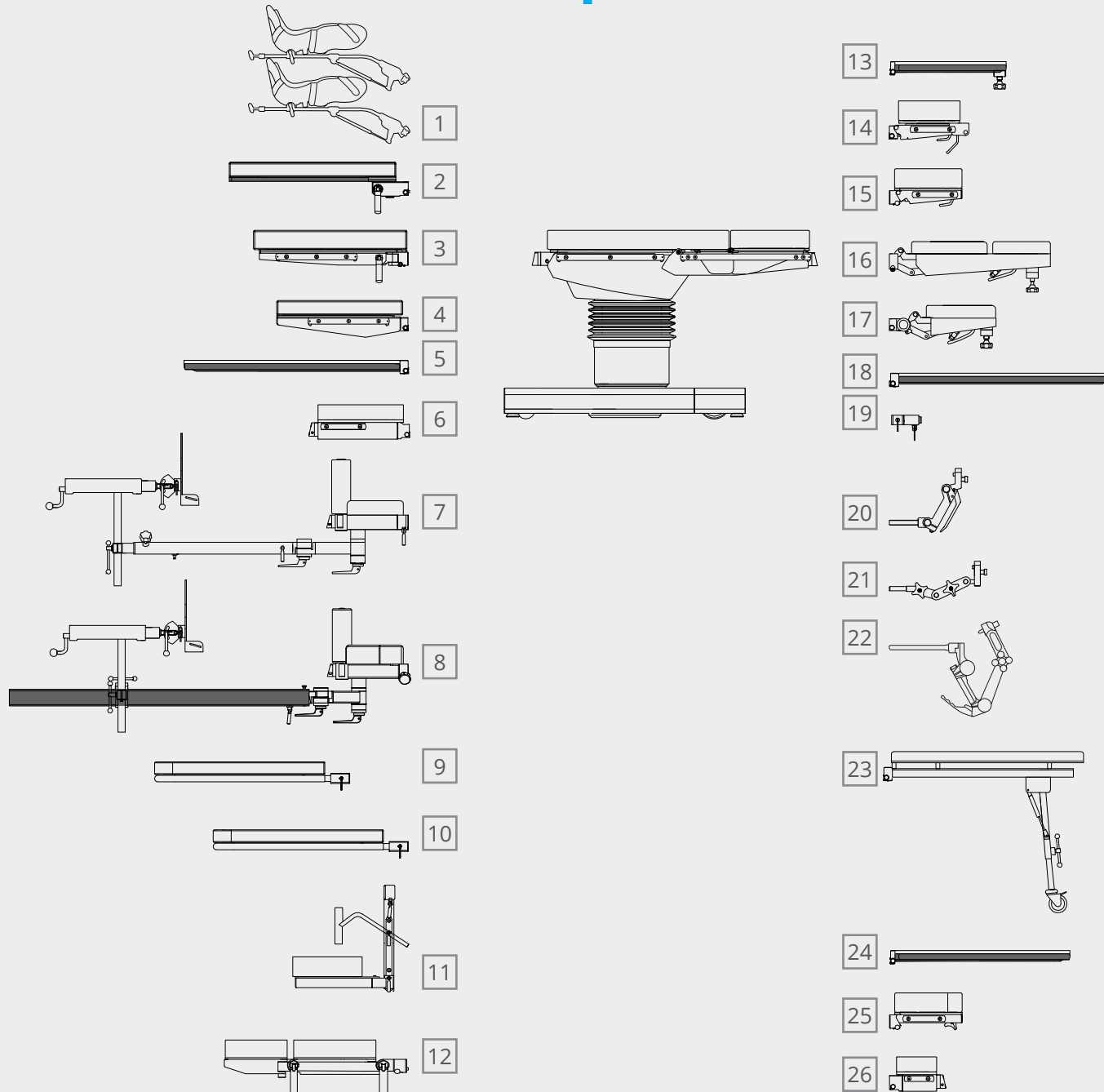
Quick and easy imaging

- **Slim column and base** allows the user to quickly and safely reposition a C-arm.
- **Minimalizing the risk of damaging** expensive imaging device, no more additional cost of fixing a C-arm.
- No protruding elements from the base and only **125 mm** of its height makes a C-arm maneuvering extremely easy.
- **Additional carbon fiber extenders** will allow you to perform cath-lab-like surgeries on a general operating table (also a 360° imaging with appropriate accessory).

Patient safety as a priority

- Antistatic, pressure ulcer relief **mattresses are 100% waterproof**.
- **Quick, easy and stable fixation** of the mattresses allows you to use extreme tilts of the tabletop.
- **Accidental activation prevention** features and different override systems.
- Tabletop construction **minimalizing the negative factors of the surgery** for patients - use high Trendelenburg range to adjust the patient's position and move the internal organs only by gravity, with less number of retractors.

Modular tabletop



OPTIMAL TABLE FOR ACCESSORIES EXCHANGE

A variety of different sections, adapters, attachments and extensions is available. An example of configuration is shown on the page on the left. You can expand the accessories by universal mounting points. Please also look at the main accessory catalog for additional solutions.

Orthopedics

- Single section carbon fiber (360° imaging) leg rests with 180° abduction [2]
- Single section leg rests with 180° abduction [3]
- Jointed leg plate [4]
- Carbon fiber long leg section (360° imaging) [5]
- Dedicated orthopedic attachment [7]
- Dedicated carbon-fiber orthopedic attachment [8]
- Transfer board for legs for orthopedic attachment [9]
- Shoulder attachment [16]
- Short shoulder attachment with headrest adaptor [17]

Gynecology

- Stirrups to spread the legs [1]
- Single section leg rests with 180° abduction [3]
- Pelvic seat plate extension [6]
- Transfer leg section [10]
- Rectal position section [11]
- Double section leg rests with -90° and +90° joints for rectal position [12]

Neurosurgery, ENT, OPT

- Double articulated headrest [14]
- Adapter for headrests and head surgery clamps [19]
- Headrests adapter (3 pivot points) [21]
- Headrests adapter (2 pivot points) [20]
- Dedicated skull clamp adaptor with skull clamps [22]
- Trapezoidal slim section for ophthalmology [25]
- Carbon fiber contoured 360° translucent back plate extension (e.g. ENT) [24]
- Carbon fiber 360° back plate extension [18]

General surgery

- Carbon fiber multi-purpose extension (360° imaging) [5] [18]
- Seat section extension [6]
- Headrests and head surgery adapter [19]
- Extension plate [26]
- Tabletop for babies and infants surgery [23]
- Double articulated headrest [14]

DECADES OF EXPERIENCE



FAMED HISTORY MAKES OUR PRODUCTS GREAT

Production history dating back to 1870

Our production started in the mountain city of Żywiec in 1870. In 1947 we introduced a first medical device to the market. From that time we remain the biggest medical devices manufacturer in Poland and one of the biggest brand names in Europe. We are also the only company that produces **95% components of the operating table in one single factory** with almost no outsourcing, which allows us to constantly supervise the quality.

We give you cost-balanced solution for every surgery

For years our tables were one of the most universal constructions for the hospitals. The Famed OPTIMA is no different and it is not only about the "optimal" name. **A table that can be fitted for almost every surgery is a big money saver**, that is the exact thing that you can do with OPTIMA. Whenever you need maximum capacity, big access for a C-arm, removable sections or a high stability, you can achieve it all with just one product. Choosing the Famed OPTIMA will guarantee you a cost-balanced high quality product.

Superb maximum load of 350 kg


Unlimited articulation with 300 kg (SWL) and a static load of 350 kg (with the height regulation still allowed) are possible. It gives you plenty of surgical positions to choose from. It also allows you to treat bariatric patients (choose suitable attachment from a list of dedicated reinforced bariatric accessories). Low center of gravity and four 50 mm in diameter foot locks are the guarantee of a maximum stability.

Expert in medical imaging


Holding the world record in tabletop X-ray translucency and being one of the best distributors of GE Healthcare C-arms in Europe, Famed Żywiec is a leader in carbon fiber X-ray specific structures. The whole tabletop of OPTIMA is fully translucent and in combination with a very low profiled base it makes a unique, optimal solution for procedures with the use of a C-arm. Additional carbon fiber sections can extend the possibilities of the table.



Chair position, leg section down to -90°



Longitudinal shift



Flex position (automatic)



Full Trendelenburg setting

Technical data

OPTIMA (SU-05.15) OPTIMA (SU-05)

Tabletop length x width (total)	2100 x 600 mm	2060 x 550 mm
Thickness of the mattress	80 mm	40 mm / 80 mm
Height adjustment of the tabletop (without mattresses)	680 – 1080 mm	680 - 1080 mm
Trendelenburg/reverse-Trendelenburg position	40° / 40°	40° / 40°
Lateral tilts	30°	30°
Longitudinal shift of the tabletop	400 mm	400 mm
Leg rests vertical adjustment	-90° to +25°	-90° to +25°
Leg rests abduction (horizontal)	180° (other options available)	180°
Back rest segment adjustment	-40° to +80°	-40° to +80°
Headrest segment adjustment	-50° to +55°	-50° to +55°
Kidney bench	150 mm	150 mm
Translucency of the tabletop	0,25 mm Al	0,83 mm Al
Maximum load (SWL)	350 kg (300 kg)	350 kg (275 kg)
Power supply	120/230 V ~ 50/60Hz	120/230 V ~ 50/60Hz
Protection grade	IPX4	IPX4
Battery power	24 V DC	24 V DC
Table weight	250 kg	250 kg
Tabletop manual regulations	Headrest, leg rests abduction	Headrest, leg rests abduction, leg rest vertical adjustment



The products conform to European Directive MDD 93/42/EEC on medical devices and the Act on medical devices.

Version 139/2019/10/1. The manufacturer reserves the right to modify the product due to technical progress. All illustrations, parameters and photos used in this material are used only for demonstration purposes and may not reflect the finished product.