

HemoCue® WBC System



From assessment to treatment - faster

WBC

Based on HemoCue's proven, reliable microcuvette technology, the HemoCue® WBC System brings you the unique benefit of determining total white blood cell counts right at the point of care. In just three minutes, you have results with the same precision and accuracy as those from a central laboratory.

Fitting seamlessly into a variety of clinical applications and even remote field clinics, the benefits are clear. Immediate WBC counts can mean the difference between waiting and taking action at the point of care – helping you move from assessment to treatment within minutes rather than hours or days.

Answers right when you need them

- Lab-accurate results in minutes
- Faster treatment decisions and streamlined workflow
- Easy to use by healthcare professionals and laboratory personnel
- Capillary or venous samples

Accuracy for confident decisions

- Factory calibration with no further calibration needed
- Unique software for internal QC
- Blood-based liquid controls available

HemoCue® WBC System

Specifications

Principle

Imaging system characterizing white cells that are stained and counted

Calibration

Factory calibrated; needs no further calibration

Sample material

Capillary or venous (EDTA) whole blood

Measurement range

0.3-30.0 $\times 10^9/L$
(300-30000/mm³, 300-30000/ μL)

Measuring time

Within 3 minutes

Sample volume

10 μL

Dimensions

179 \times 133 \times 121 mm
(7.05 \times 5.24 \times 4.76 inches)

Weight

600 g (1.32 pounds) with batteries installed

Storage temperature

Analyzer: 0-50 °C (32-122 °F)
Microcuvettes: 15-35 °C (59-95 °F),
<90% non-condensing humidity; short-term
storage (four weeks, unopened) 0-50 °C
(32-122 °F),
<90% non-condensing humidity;
three-month open vial stability

Operating temperature

15-35 °C (59-95 °F)

Power

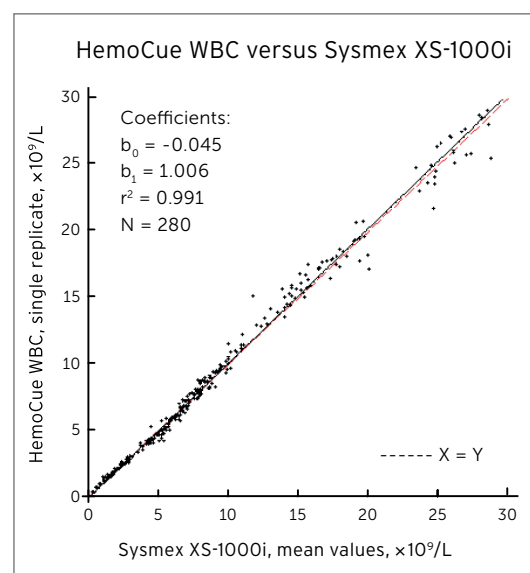
Power adapter or batteries (6 AA alkaline batteries)

Interface

Printer and PC

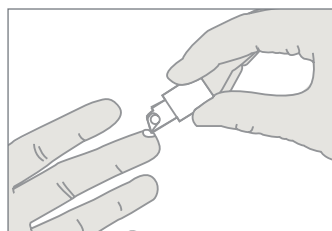
Quality control

Built-in self-test; three levels of liquid controls available

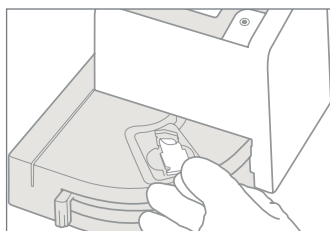


Comparison study between HemoCue WBC and Sysmex XS-1000i, venous samples.

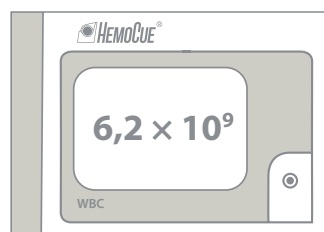
Three simple steps



1 Fill microcuvette.



2 Place microcuvette into analyzer.



3 View results.