

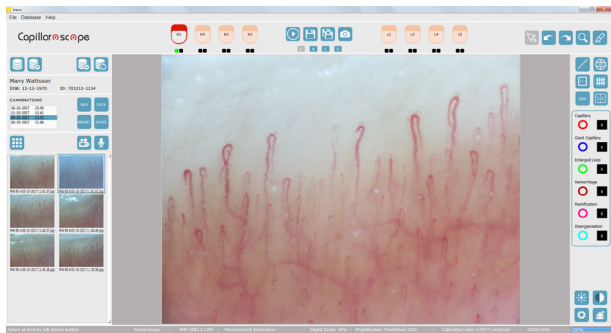
Next Generation Digital Capillaroscopy!

Cost effective

Most popular

Plug & Play

All Inclusive



Item No.	Item Name
IN-007	Digital Capillaroscope, USB3.0
IN-010	20-50x Lens
IN-011	100x Lens
IN-012	200x Lens
IN-024	Immersion Oil
IN-025	Metris Software Light
IN-026	Metris Nailfold Capillaroscopy
IN-033	Single pedal Foot Switch
IN-034	Double pedal Foot Switch
IN-035	Capillaroscope XY-Stage
IN-036	Capillaroscope Stand
IN-037	Carrying Case
IN-038	Laptop or PC
IN-040	Healt care Cart

Capillaroscope
Light

CAP-1



Capillaroscope
Self-Install

CAP-2



Capillaroscope
Pre-Installed

CAP-3



Capillaroscope
Extensive

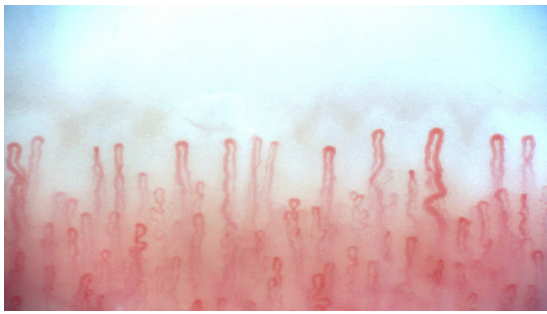
CAP-4



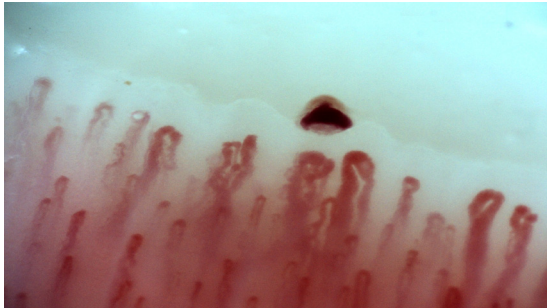
Non-invasive and safe method for morphologic examination and analysis of microcirculation abnormalities related to rheumatic disease, especially systemic sclerosis.

Metris Capillaroscopy software, offers the doctors intuitive yet powerful tools for early detection of digital ulcers.





Normal Pattern



Early Scleroderma Pattern



Active Scleroderma Pattern



Late Scleroderma Pattern



Capillaroscope

Nail fold Video Capillaroscopy
for Scleroderma Screening



VI, 2018. We reserve the right to modify data and specifications without prior notice.

Delivered by world's leading
expert in Capillaroscopy
Microscopes and Systems!