

CapiScope



Video Capillaroscope for Professionals

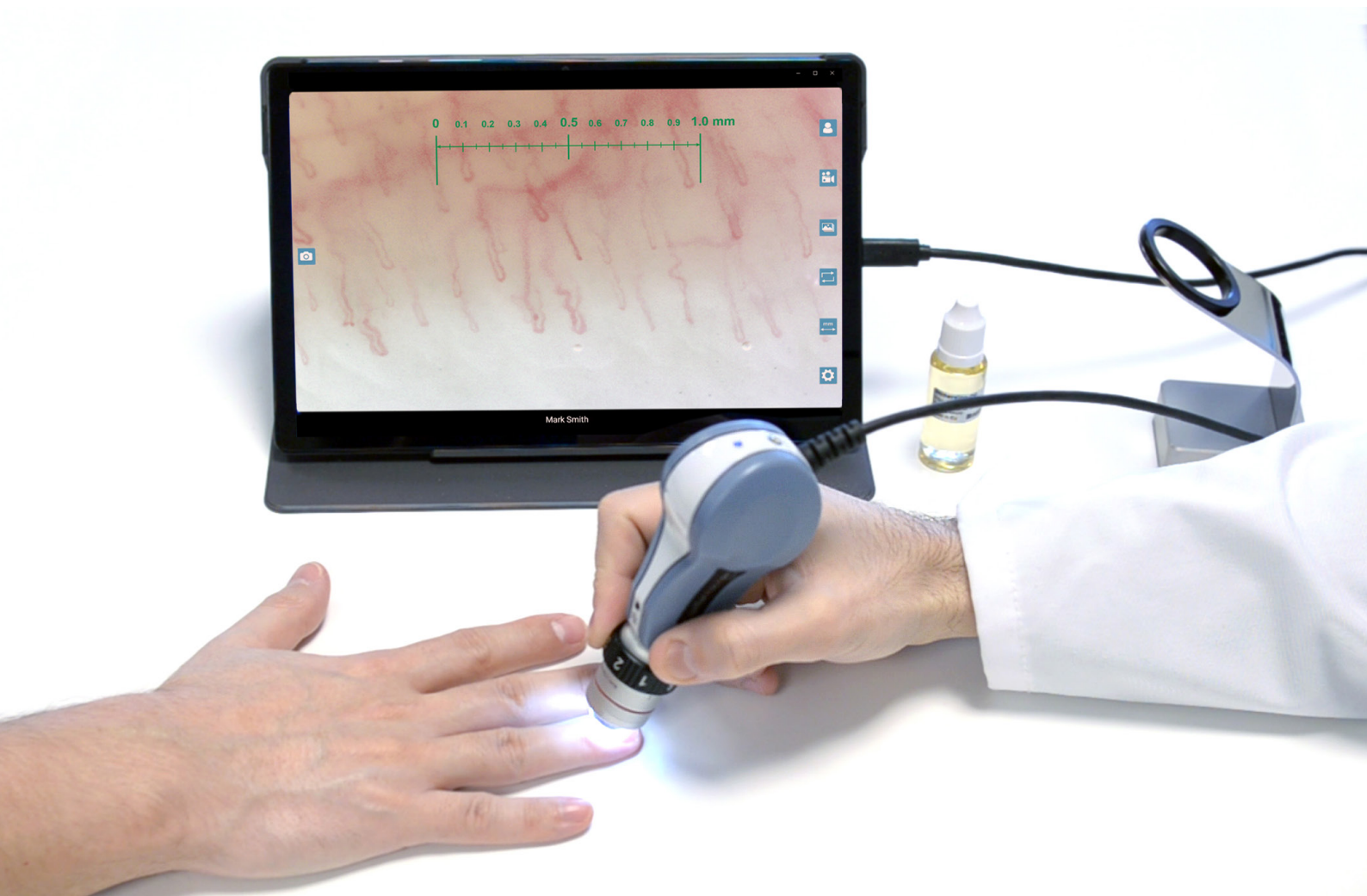
Powered by  **INSPECTIS**



FOR INTERMEDIATE CARE

CapiScope is a compact video capillaroscopy microscope with integrated lens and Inspectis innovative CapiDome lighting, optimised for smaller clinics with a moderate case load.

CapiScope is primarily designed for swift and simple screening using the INSPECTIS© APP but is equally suitable for more advanced practice using Inspectis Windows PC software. INSPECTIS© CAP Basics offers familiar analysis tools plus reporting whilst stepping up to INSPECTIS© CAP Pro adds work flow assistance and integrated patient record management.



Technology

Plug & play digital microscope device with superior optics, fast USB interface, on-board image capture switch and efficient CapiDome illumination. CapiScope creates sharp and vivid calibrated images of capillaries at standard 200x magnification on Android smart phones/tablets and on PC/Laptop.

Device Configuration

Focus Adjustmentment

Ring with numbers for fine focusing of the capillary image

Optical Lens

Megapixel lens with built-in lighting, fine focus and coated aluminum housing

USB Cable

1.5m cable with C-type connector for computer and smart phones/tablets

Stand Mount

1/4-20" standard thread for mounting on stand

Snap Button

Still image capture swith for PC/Laptop

Indicator Lamp

Lights when live video starts streaming to host device

Housing

Grip friendly and wipeable by disinfectants

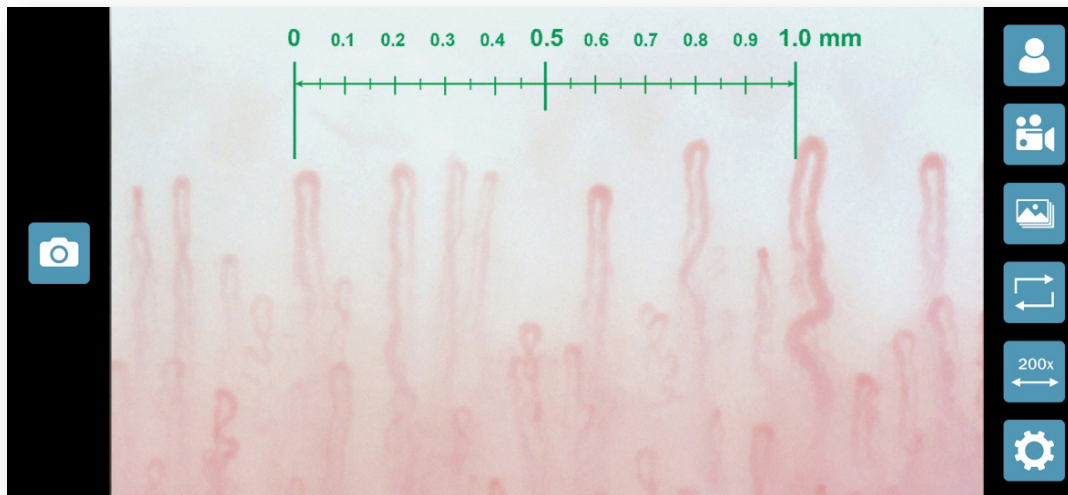
Inspectis CapiDome Contact Adapter

Specially designed illumination system with exchangeable light-guide dome compatible with all Inspectis capillaroscopy models.

VIDEO STREAMING TO ANDROID DEVICES FOR SCREENING

CapiScope is compatible with INSPECTIS© APP for Android Smart Phones and Tablets featuring following tools:

- Patient name or ID number assignment and stamp on the image and video.
- Still image capture and video recording.
- Still image and video gallery.
- Screen rotation.
- Calibrated millimetre gauge overlay for 200x and 50x magnifications.
- Image resolution and format setting.

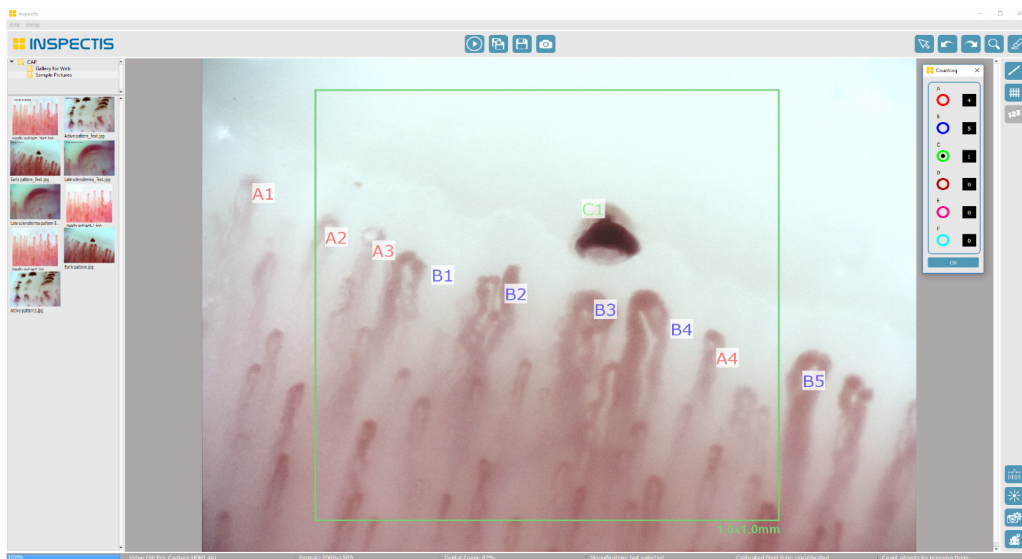


NSPECTIS© Basics Software

SOFTWARE FOR BASICS CAPILLAROSCOPY

CapiScope systems **Lite** and **Basics** are supplied with Windows PC running INSPECTIS© CAP Basics Software featuring following tools for capillaroscopy:

- Crosshair, grid and rectangle overlay on live image.
- Count different capillary categories on image.
- Annotations and feature markup tools or write comments and link to each picture.
- Report generator.
- Store images as jpg and png files.
- Define and calibrate magnifications for on-screen distance measurement.
- Direct camera control.
- Adjust device properties and device resolution.
- Change font, size and colour.
- Digital zoom, pan and flip of still and live image.
- Multi-language interface.

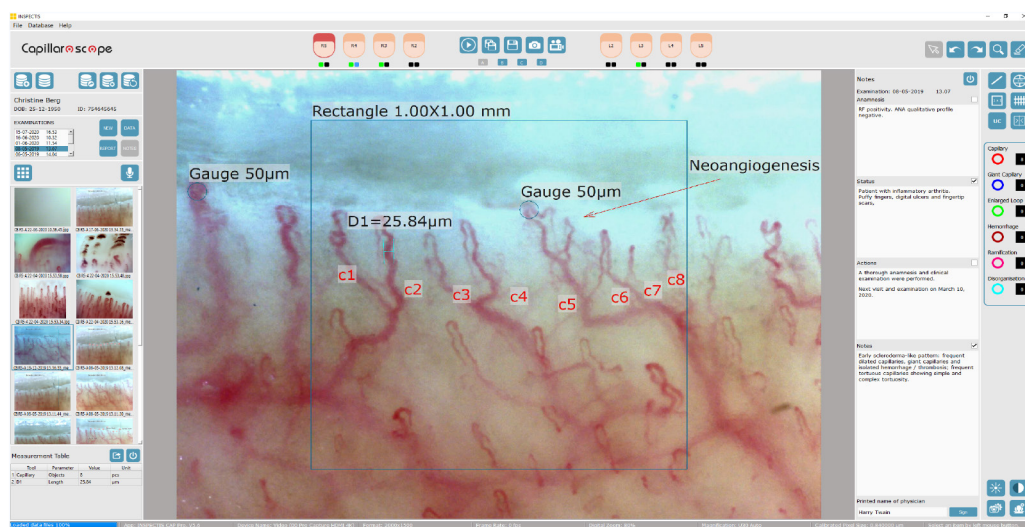


INSPECTIS© CAP Pro Software

SOFTWARE FOR ADVANCED CAPILLAROSCOPY

CapiScope system **Pro** is supplied with INSPECTIS© CAP Pro Software featuring following advanced tools:

- Encrypted database for complete patient case management features.
- Hand and Finger image and data mapping with follow up tagging and workflow assistance.
- Patient examination record and retrieval with customizable data Fields.
- Multiple databases with edit, copy and move cases between databases and backup.
- Patient examination image and data export (Microsoft Excel installation required).
- Detailed notation entry with customizable template creation.
- Examination report creation in PDF with customizable attributes.
- Audio memo and video Recording, fully integrated.
- Calibrated image with movable 50 microns gauge for quick capillary thickness assessment.
- Compare live to still or still to still images (live with saved or up to 4 saved images).
- Capillary Image Contrast Enhancement.



Efficient Capillaroscopy

PROFESSIONAL AND COST EFFECTIVE

Professional and affordable video capillaroscopy system with powerful tools meeting all the needs of internationally recognised examination techniques. Assessment of saved images can be made during or after an examination. Accuracy and efficiency are assured with pre-calibrated optics.



CapiScope

IBS
GROUPE
Turnkey Supplier

Specification

HIGH PERFORMANCE AND DURABLE DESIGN

CapiScope is plug & play and easy-to-use. The video capillaroscopy microscope features 8Mp digital camera, on-board image capture switch and high resolution 200x lens with innovative Inspectis CapiDome lighting.

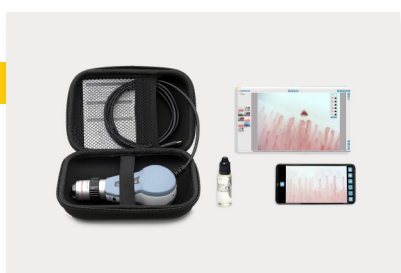
Image sensor	5.0MP UVC
Available formats	5Mp, 3MP, 2.1MP, 0.3MP
Recommended format	2000x1500 @30fps, MPEG
Video aspect ratio	4:3 and 16:9
Image snap by device	Included in INSPECTIS© Basics and Pro
Image snap by foot-switch	Optional for INSPECTIS© Basics and Pro
Device interface	USB2.0 (480Mbit/s)
Connection type	USB-C and USB-A type
Primary device	Windows PC
Alternative device	Android Smart phones and tablets
Recommended OS	Windows 10, 11, Android
Software	INSPECTIS© CAP Pro, Basics and INSPECTIS© APP
Optics	Megapixel 200x lens. 300x on request
Lighting	Buit-in pure white LED with CapiDome
Certfications	CE
Size	132(L) x 51(H) x 37(W) mm
Weight	145 g.

System Configuration

SYSTEM KITS

CapiScope is supplied in kits at three levels of functionality and price with INSPECTIS© CAP Basics or INSPECTIS© Pro Software including patient data management, follow-up and reporting.

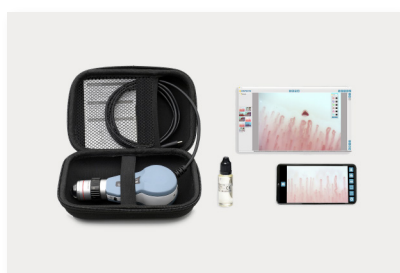
INSPECTIS© APP for Android provides easy and practical tools for simple screening and image sharing on Android smart phones and tablets.



CapiScope System Lite

DM-120 Items included:

- CapiScope 200x with CapiDome
- INSPECTIS© APP for Android
- INSPECTIS© CAP Basics Software with Report Generator, 1 Year free Subscription
- Immersion Oil Dropper
- USB-C to USB-A adapter
- Eva Carrying Case
- 1 year Service and Support via email
- 1 year new Product Warranty



CapiScope System Basics

DM-121 Items included:

- CapiScope 200x with CapiDome
- INSPECTIS© APP for Android
- INSPECTIS© CAP Basics Software with Report Generator, Unlimited Use
- Immersion Oil Dropper
- USB-C to USB-A adapter
- Eva Carrying Case
- 1 year Software Update & Maintenance Agreement INSPECTIS© CAP Basics
- 1 year new Product Warranty



CapiScope System Pro

DM-122 Items included:

- CapiScope 200x with CapiDome
- INSPECTIS© APP for Android
- INSPECTIS© CAP Pro Software with patient database, Unlimited Use
- Immersion Oil Dropper
- USB-C to USB-A adapter
- Aluminium Carrying Case
- 1 year Software Update & Maintenance Agreement INSPECTIS© CAP Pro
- 1 year new Product Warranty

* INSPECTIS© CAP Basics subscription can be extended by 1, 3 or 5 years on request.

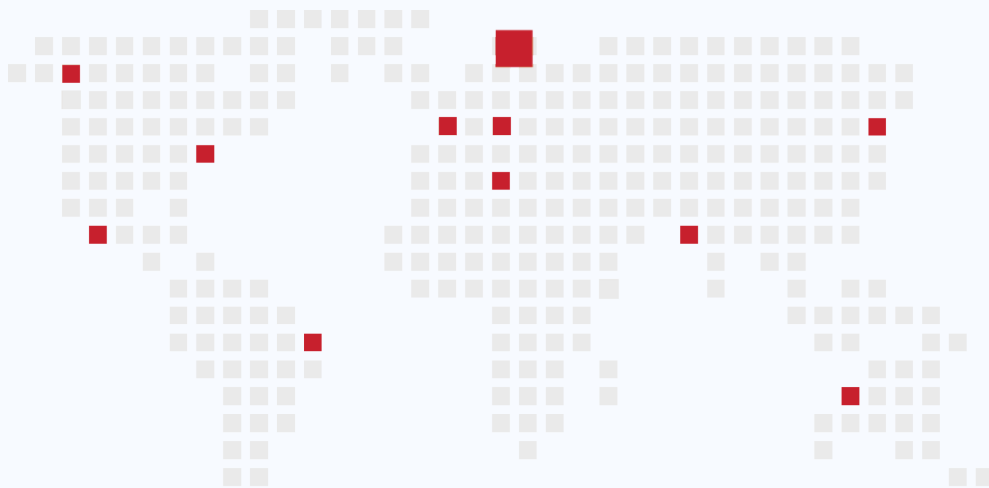
Quality & Support

THE INSPECTIS CONCEPT

Inspectis products are elegant modern solutions for those seeking the progressive way of accomplishing visual inspection tasks utilising digital image technology. All products are ready to use from the moment you plug them in and are expandable and adaptable to meet specific needs now or in the future.

Inspectis quality management system is certified to Medical Devices ISO 13485. Inspectis corporate management systems comply with regulatory requirements and marketing authorisation.

From the moment you engage with us, you can be confident of receiving the best possible assistance including product training, software upgrades and help in the unlikely event of something going wrong.



Reseller



Capillaroscope

Inspectis Optical Systems
Stockholm, Sweden

www.capillarscope.com
info@capillarscope.com